
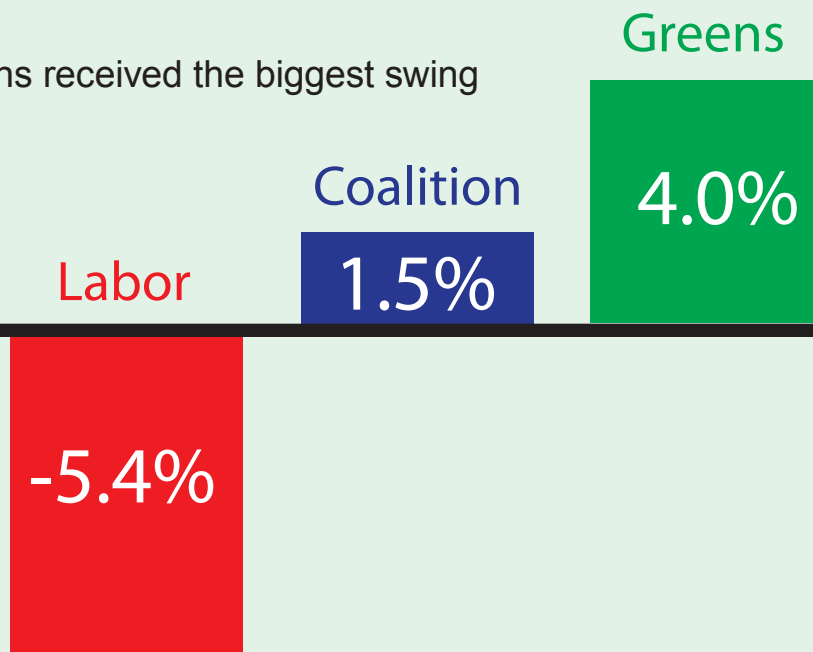


# The Greens vote at the 2010 election

- Over **1.6 million** people voted for the Greens in the Senate
- Over **1.45 million** people for the Greens in the House of Representatives



- The Greens received the biggest swing



- The Greens received over 20% of the vote in eight seats, over 15% in 36 seats and over 10% in 92 seats.



8 seats



36 seats



92 seats

# The Greens vote at the 2010 election

The Greens finished in the top three candidates in 137 out of 150 seats.

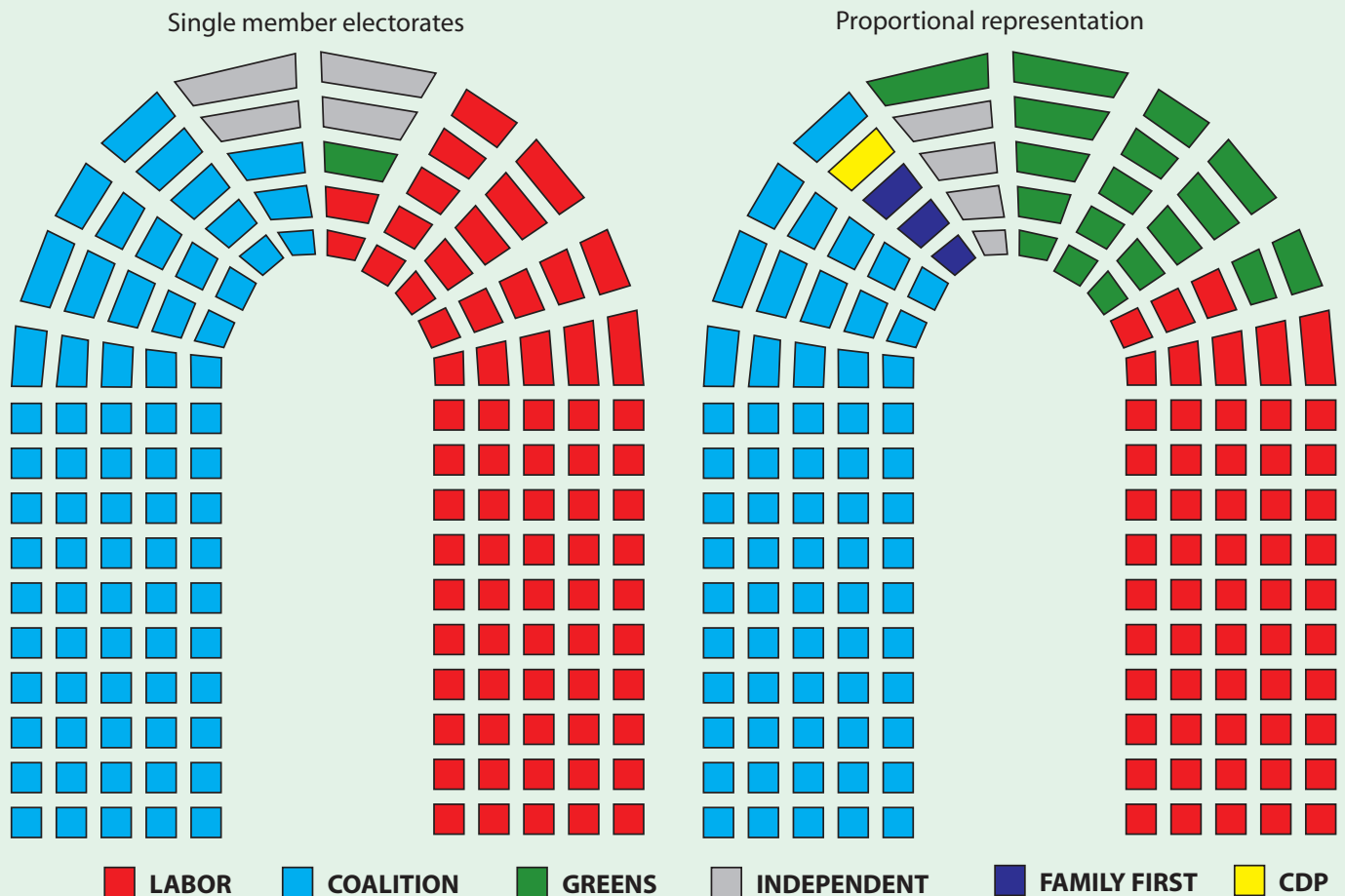
The Greens are clearly the national third party.



137 out of 150 seats

## Proportional Representation - what if?

If the House of Representatives was elected by a more democratic proportional system the result would be quite different and more representative.



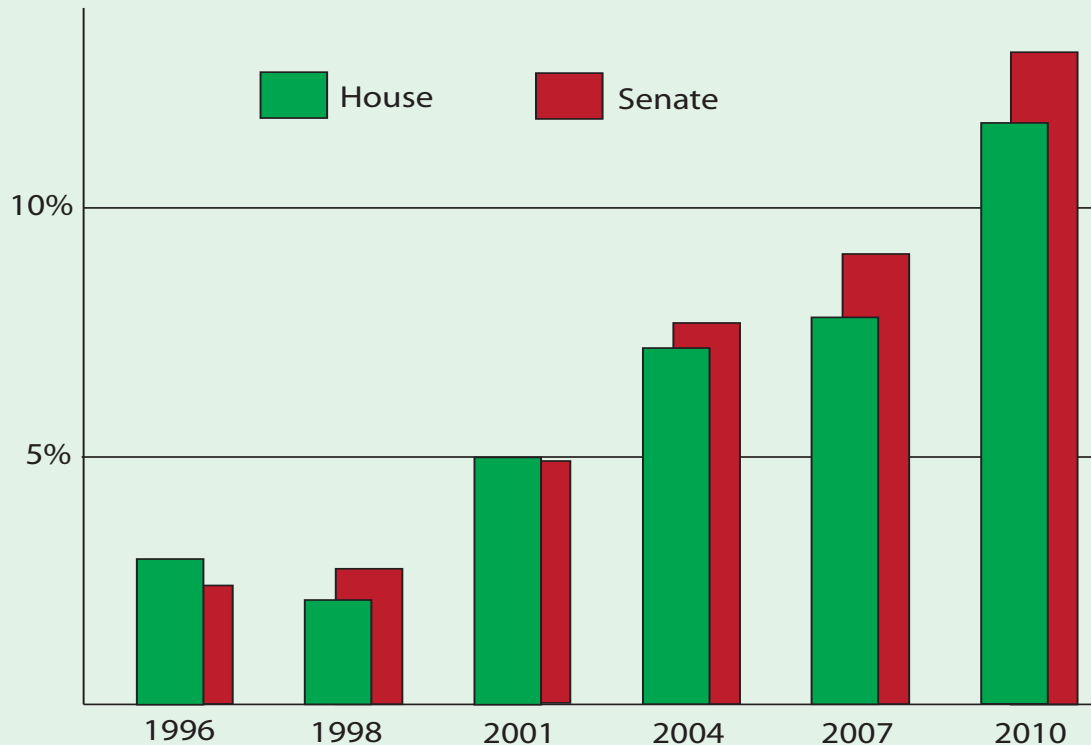
Party	Percent	Single member electorates	Proportional representation
Labor	38%	72	58
Coalition	43.7%	73	61
Greens	11.7%	1	18
Independent	2.5%	4	4
Family First	2.3%	0	3
Christian Democratic Party	0.7%	0	1

# The Greens vote at the 2010 election

## Growth of the Greens vote

The Greens vote has grown substantially over the past 14 years.

	1996	1998	2001	2004	2007	2010
House	2.9%	2.1%	5.0%	7.2%	7.8%	11.7%
Senate	2.4%	2.7%	4.9%	7.7%	9.0%	13.1%



## Historical comparison

The Greens 2010 vote was larger than any previous third party in modern Australian political history. It was the first time a third party elected a Senator in every state.

