

Richmond State Electorate VATI Report

Prepared for The Australian Greens Victoria
November 2014

lonergan research 

Methodology

- This survey was conducted by VATI (Voice Automated Telephone Interviewing) amongst eligible voters in the state electorate of Richmond.
- Surveys were conducted on 27th-29th October, 2014.
- A total of 414 interviews were conducted.
- After interviewing, responses were weighted to population estimates derived from the 2011 Census.

Main Findings

Legislative Assembly Primary Vote

- If the election were held today, Kathleen Maltzahn would receive the most primary votes at 39%, followed by Richard Wynne at 29%.

Primary Vote	2010 Results (%)	Current intent (%)	Forced preference (%)
Kathleen Maltzahn (GRN)	28%	33%	39%
Richard Wynne (ALP)	37%	25%	29%
The Liberal Party	23%	19%	21%
Other	12%	9%	11%
Unsure	-	13%	-

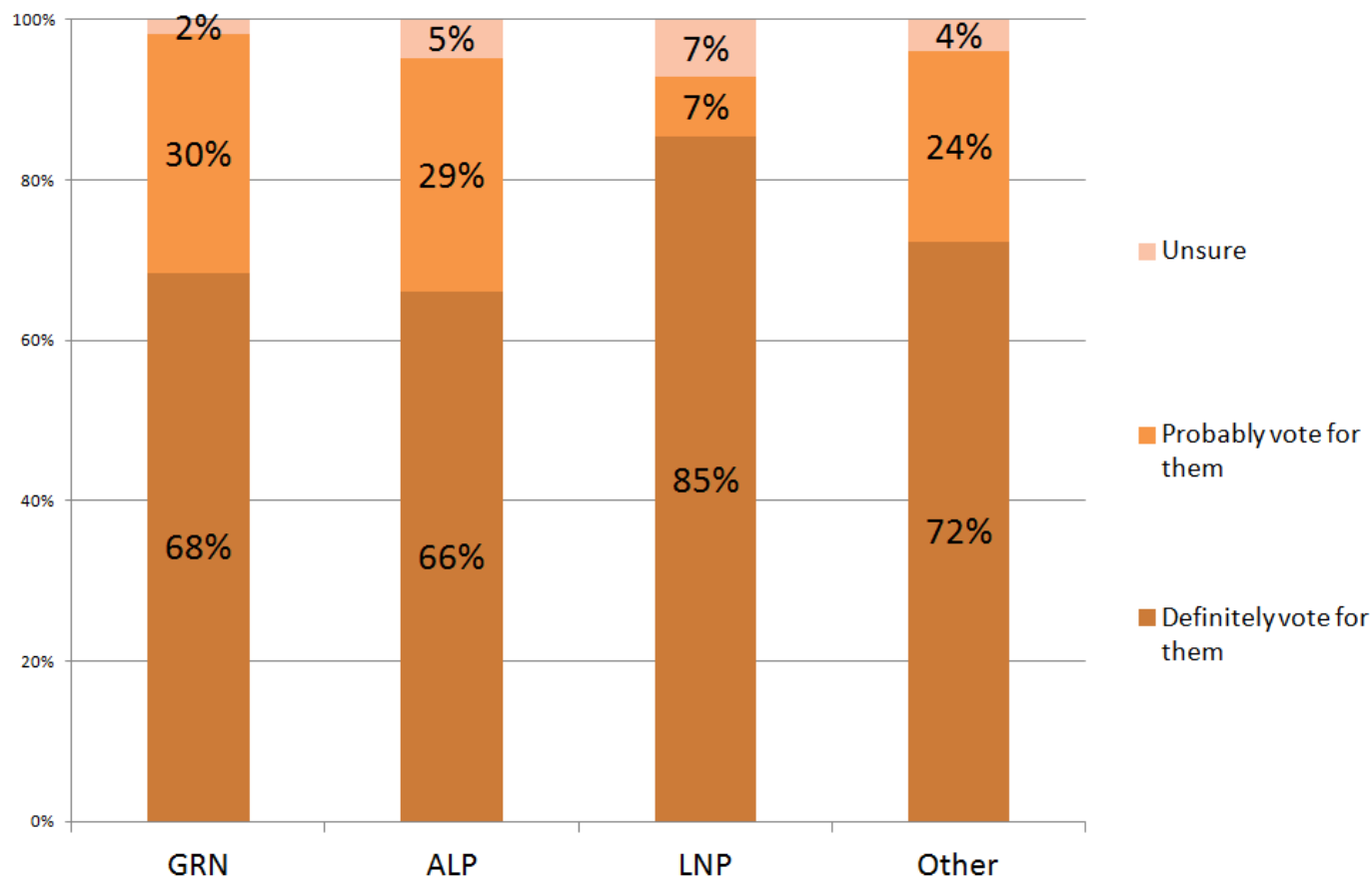
Margin of error: ±4.8%

On a two-party preferred basis*, the Greens would win with 54% of votes. The ALP would receive 46%.

*This is based on preference flow from 2010 Victorian state election: Richmond district.

Certainty of vote

- 7 in 10 (68%) who intend to vote Green in the upcoming Victorian state election are certain they will do so.

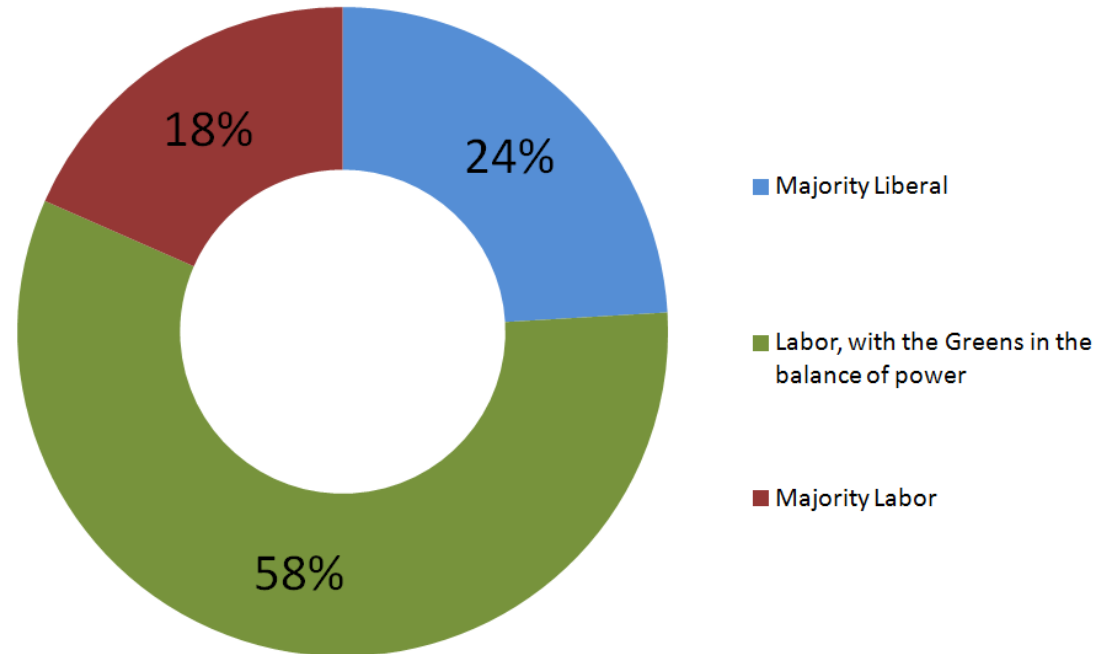


A1a. If the State election were held today, which of the following would you be most likely to vote for in the Legislative Assembly, also known as the Lower House? (Base n=414)

A2. How certain are you that you will vote for this Party/candidate? (Base n=383)

What Election outcome voters want

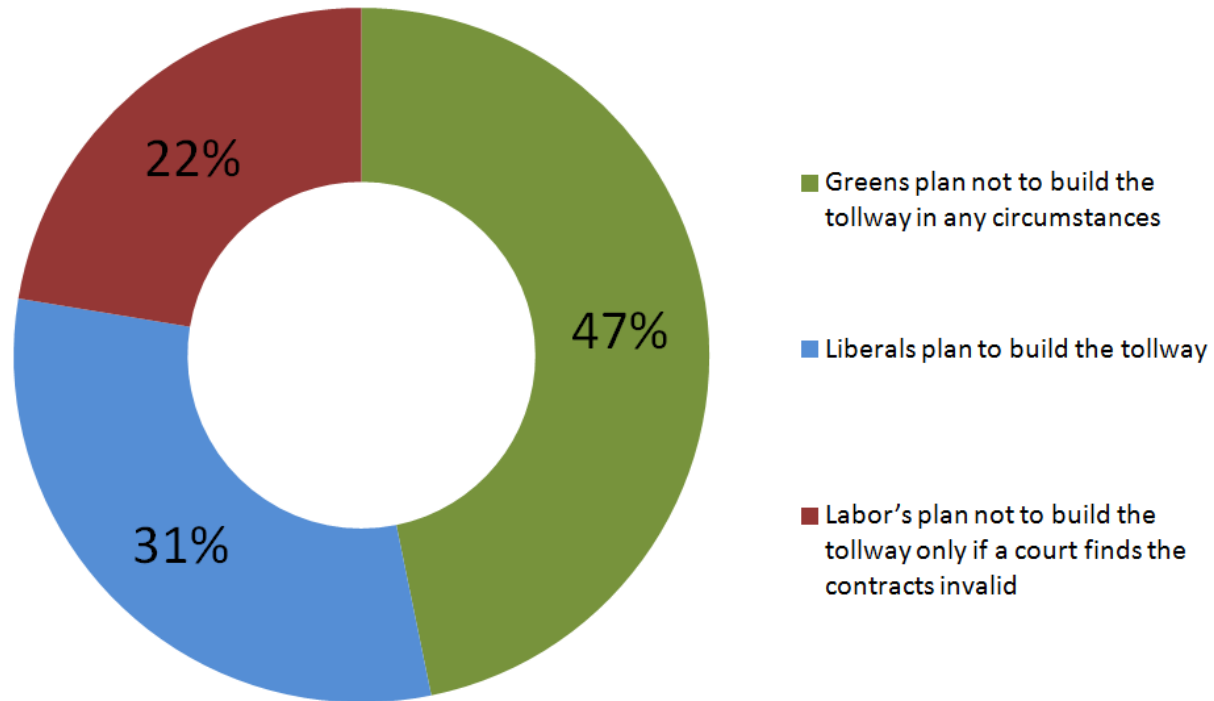
- Nearly 3 in 5 (58%) Richmond voters would like a Labor Government, with the Greens in the balance of power.
 - Women are more likely to want a Labor Government with the Greens in the balance of power (63%; cf. men 52%).
 - Those who intend to vote Green in the upcoming Victorian state election are the most likely to want a Labor Government with the Greens in the balance of power (95%; cf. those who intend to vote for the ALP 45%, LNP 8%, other 48%).



B1. Which outcome would you like to see as a result of the 2014 state election? (Base n=414)

Policy on the East West Tollway

- Nearly half (47%) of Richmond voters support the Greens plan not to build the Easy West Tollway under any circumstance. 3 in 10 (31%) support the Liberals plan to build the tollway and 22% support Labor's policy not to build the tollway only if a court finds the contracts invalid.
 - Women are more likely to support the Greens tollway policy (55%; cf. men 38%).
 - Men are more likely to support the Liberals tollway policy (40%; cf. women 22%).



B2. Thinking about the proposed East West tollway. Which policy do you support? (Base n=414)

**For any questions or comments, please
contact Chris Lonergan on 1300 123 453**

